

Public Meeting

July 21, 2023



T E X A S
EARLY LEARNING
C O U N C I L

Welcome!

Thank you for joining this meeting. We will begin shortly.

Members of the public are still able request to provide oral public comment today by emailing their request to megan.schneider@tea.texas.gov. Please include your name (as it appears in Zoom), email, organization you are representing, and agenda topic being addressed.

Agenda

1. Call to Order
2. June 2023 Minutes Approval
3. Public Comment
4. Preschool Development Grant Birth through Five Needs Assessment Findings Presentation 2: Early Childhood Coalitions
5. Updates from TELC Members
6. Upcoming Early Childhood Events
7. Adjourn

Public Comment

Earlylearningtexas.org has a section called Meetings. This houses all the meeting information for past and upcoming meetings as well as the agenda once it's released. Public agendas are posted a minimum of one week prior to the meeting date, along with instructions for submitting public comment.

- Please provide your name, organization, and the agenda topic you are commenting on for the record.
- Each speaker will be allotted three minutes to provide your public comment. When you hear a chime sound at the two-minute mark, this indicates that you will have one minute remaining to wrap up comments.
- Council members may ask questions after each speaker concludes.

Preschool Development Grant Birth through Five

Texas Early Learning Council members will receive regular updates regarding the outputs of the needs assessment and will guide the strategic planning process.

| Date & Time | Topic | Meeting Details |
|------------------------|--|------------------------|
| June 30 | Present needs assessment findings on the early childhood workforce | Virtual, 2 hours |
| July 10 | Strategic planning meeting 1 | Virtual, half day |
| July 21 | Present needs assessment findings on early childhood coalitions | Virtual, 2 hours |
| August 16 | Strategic planning meeting 2 | In person*, 1 day |
| August 23 | Present needs assessment findings on families | Virtual, 2 hours |
| September 11 | Present needs assessment findings on data systems | Virtual, 2 hours |
| October 5 and 6 | Strategic planning meeting 3 | In person*, 2 days |

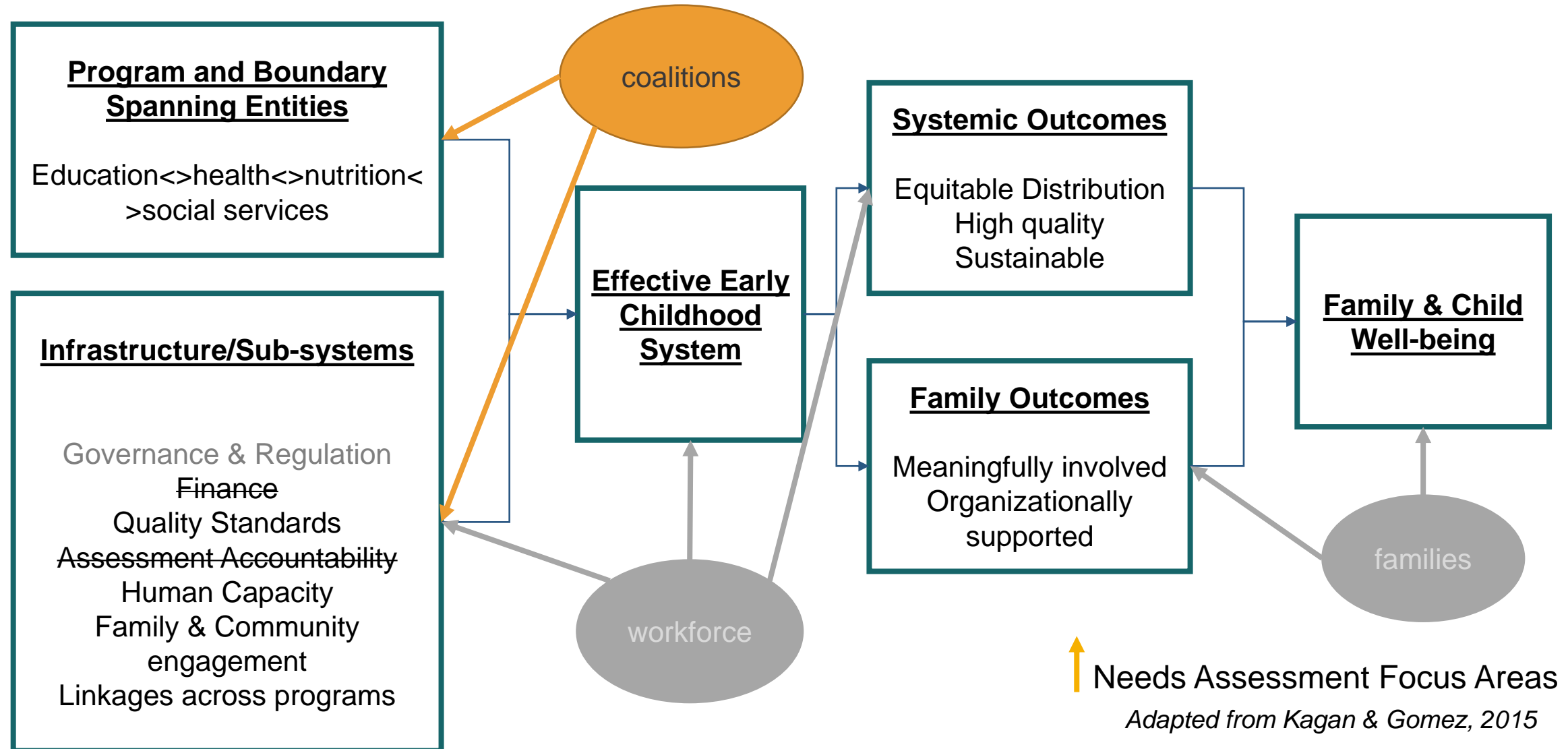
*will be held in Austin

PDG Needs Assessment: Coalitions

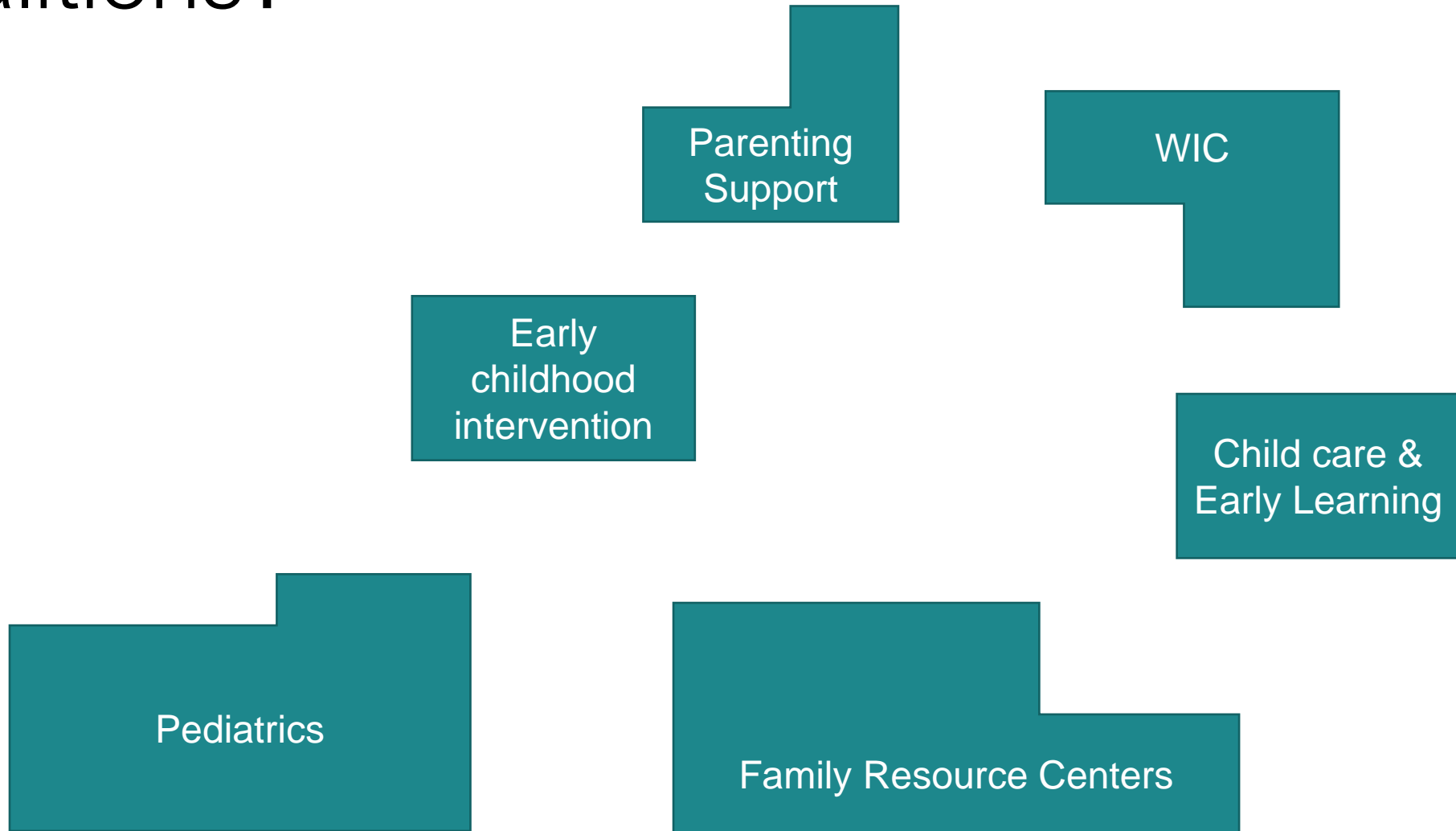
Dorothy Mandell

dorothy.j.Mandell@uth.tmc.edu

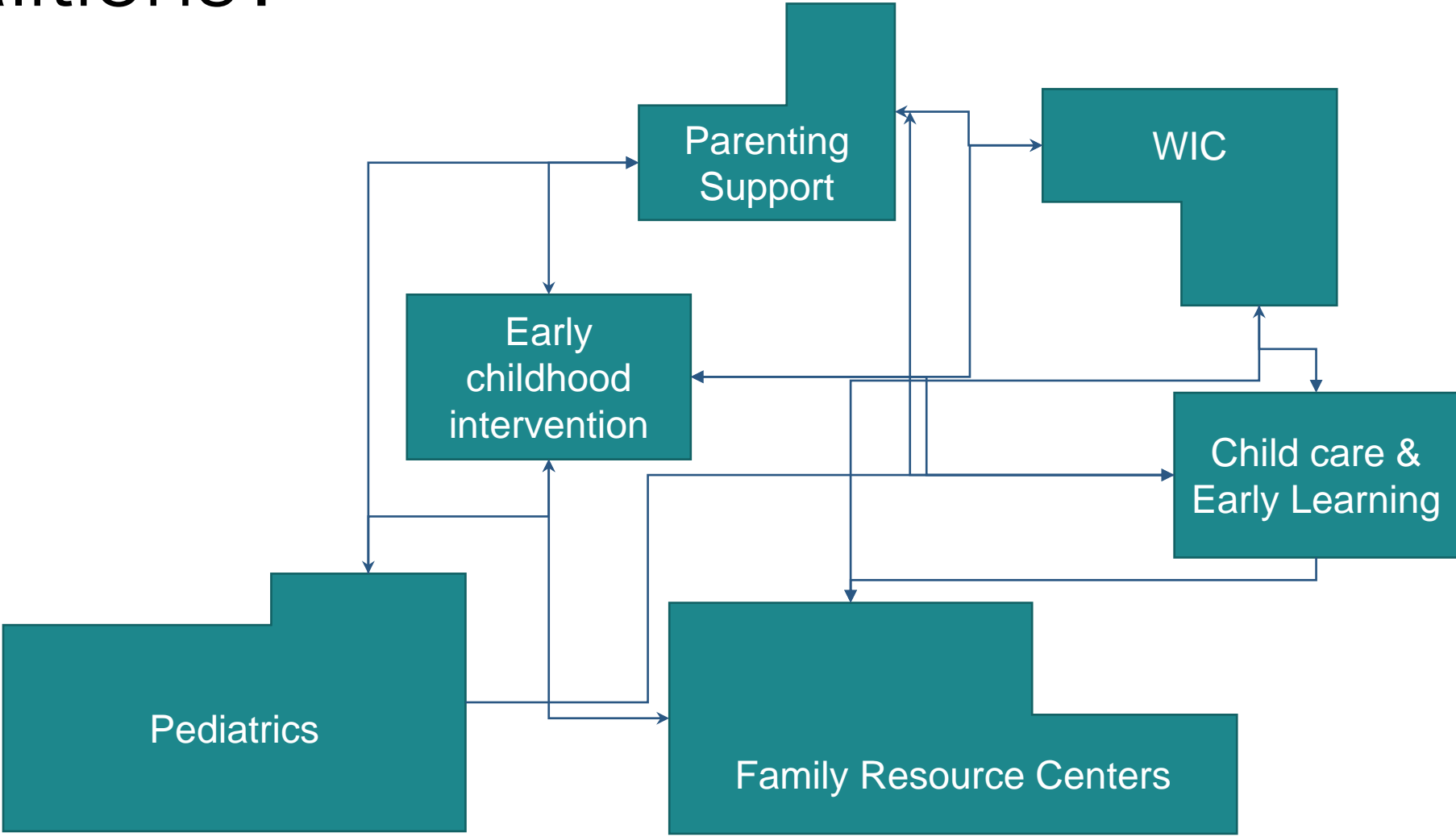
Needs Assessment Focus



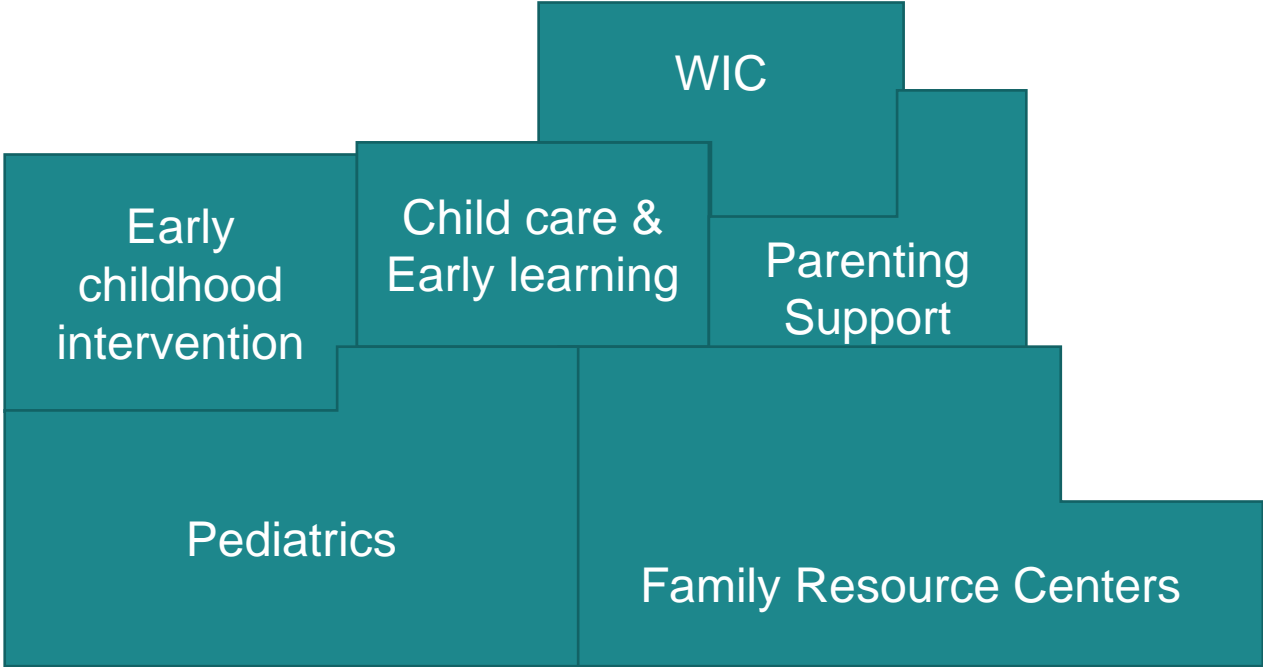
Why encourage local early childhood coalitions?



Why encourage local early childhood coalitions?



Why encourage local early childhood coalitions?



Why encourage local early childhood coalitions?

Improved family well-being

Improved child health

Improved school readiness

Well-functioning coalitions...

“Development of interorganizational networks is 1 of the most promising ways to attain resources, share knowledge, and, in turn, improve population health outcomes.”

- Bevc, Retrum, & Varda, 2015

What makes a strong coalition?

- Connections & trust
- **Governance (by-laws, charters, MOUs)**
- **Shared leadership**
- **Disperse resource contribution**
- **Shared understanding of data**
- Organizational diversity of collaborators
 - From Gertel Rosenberg et al, 2021; Bohnett et al, 2022; Alderwick et al, 2021; Bevc et al, 2015
- **Family-centeredness**

What is known about EC coalitions in Texas

- There is great trust in most coalitions
- They are struggling with funding the coalition
- They want to center family experience and be relevant to their community
 - From BUILD report to Early Childhood Inter-Agency Work Group
- There is great variation across coalitions in how the COVID pandemic impacted their operations
 - From analysis of PEI quarterly reports

What is unknown about EC coalitions in Texas

- How many there are
- How funds feed coalition work versus work of member organizations
- Whether they are functioning in an evidence-based manner

Our approach

- Potential coalitions were identified from state agencies and from internet searches
- Each coalition lead/backbone agency was invited to complete a survey
 - Answered questions about governance and leadership
 - Shared list of coalition members
 - Questions about family advisory boards
- One coalition member from each organization was invited to take an organization survey
 - Data sharing
 - Governance
 - Resource sharing
 - Family involvement training

Data being presented today

- 17 coalitions
 - All areas of the state except west Texas
 - All coalitions are active and completed at least one community event in the past year
 - Size varied greatly between small (25) and very large coalitions (over 80)
- 136 different organizations

| | |
|--|-------|
| Benefits Navigation | 8.00 |
| Community Health Center/ FQHC / Physician Practice | 4.00 |
| Domestic Violence Shelter | 3.00 |
| ECI | 5.00 |
| Employer/Business Group | 5.00 |
| Faith-Based Organization | 8.00 |
| Family resource center | 9.00 |
| For profit business | 5.00 |
| Health Insurer | 1.00 |
| Home Visiting | 22.00 |
| Hospital | 4.00 |
| Housing | 3.00 |
| Library | 6.00 |
| Local Government Agency | 8.00 |
| Local Health Department/Agency | 3.00 |
| Local Workforce Development Board | 5.00 |
| Mental health provider | 10.00 |
| Philanthropy | 9.00 |
| Regional Childcare Regulation Office | 1.00 |
| School (K-12) | 9.00 |
| State Health Agency | 4.00 |
| WIC | 6.00 |
| non-home visiting Parenting support | 19.00 |
| Other | 37.00 |


| Backbone Agency

Common vision & Governance

- Strong components of shared vision
- Less movement towards formalizing expectations, expertise, and decision-making processes

Coalition has a mission statement


Has mission statement
94.12%



Coalition has a strategic plan

Has a strategic plan
76.47%


No strategic plan
23.53%



Coalition has a charter or by-laws that outlines expectations of organizations

Does not have charter
58.82%


Has charter
41.18%



There is a paid staff dedicated to the coalition

True
70.59%

False
29.41%




Leadership structure

- Driven by a single organization in the community
- Little dispersion of leadership


Single organization provides administrative support to coalition

True
94.12%



Leadership of coalition changes on a predetermined timeline


No changes
93.75%



One organization leads the execution of the strategic plan and other organizations serve as advisors

True
64.71%

False
35.29%



Leadership of coalition activities is formally shared through a leadership committee (includes more than one organization)

Did not answer
58.82%

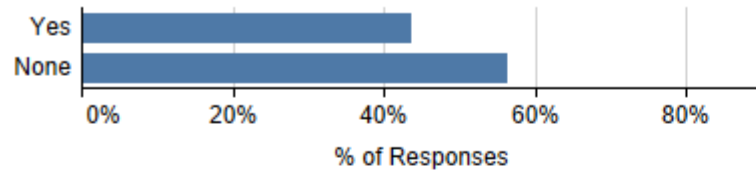
Yes
29.41%

No

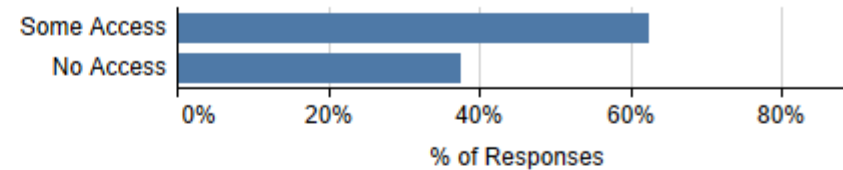


Use of family advisors

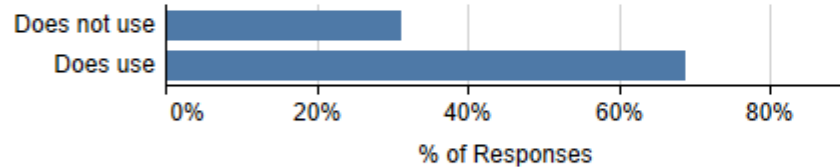
Coalitions with a family advisory board



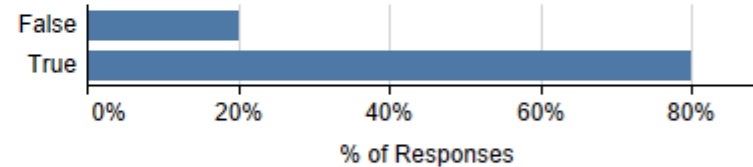
Coalitions with NO access to family advisors



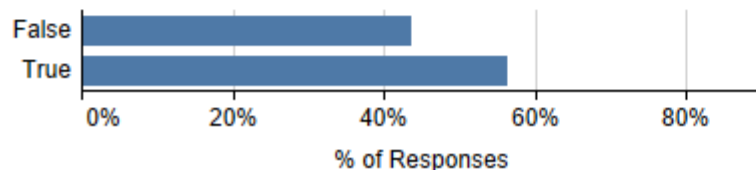
Uses family advisors from other member organizations



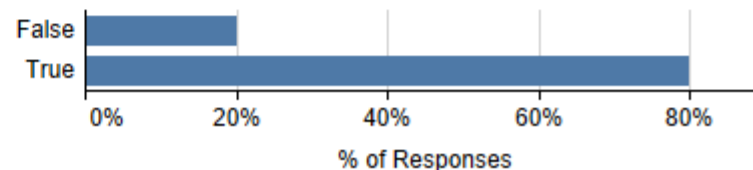
Relies on direct care staff in member organizations to understand family needs



Conducts surveys or interviews with more than 10 families to understand needs



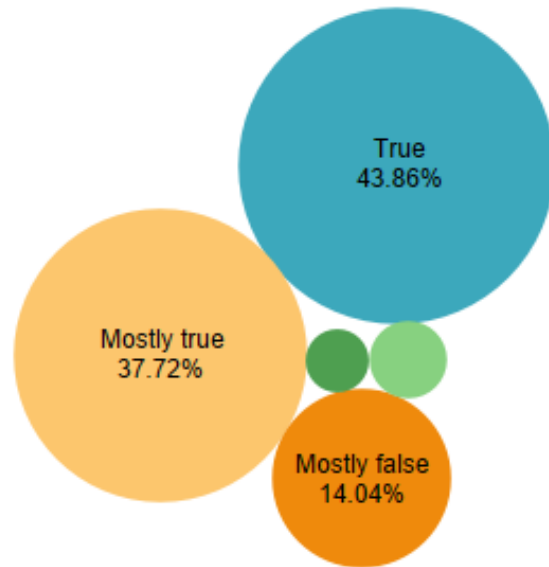
Seeks feedback from families on coalition events



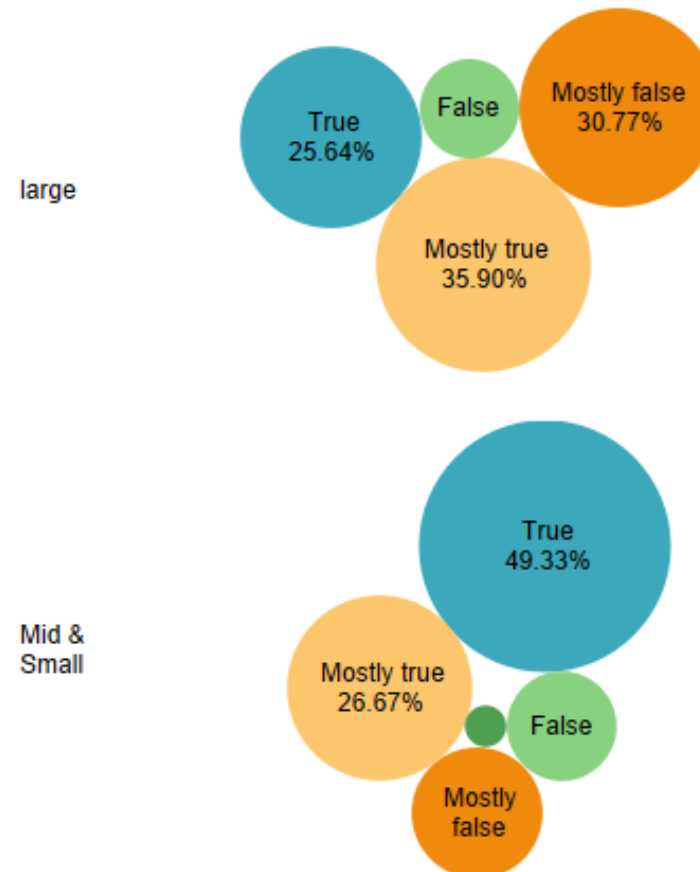
| Coalition members

Knowledge sharing and diffusion

Our coalition has central place to share resources that member organizations update



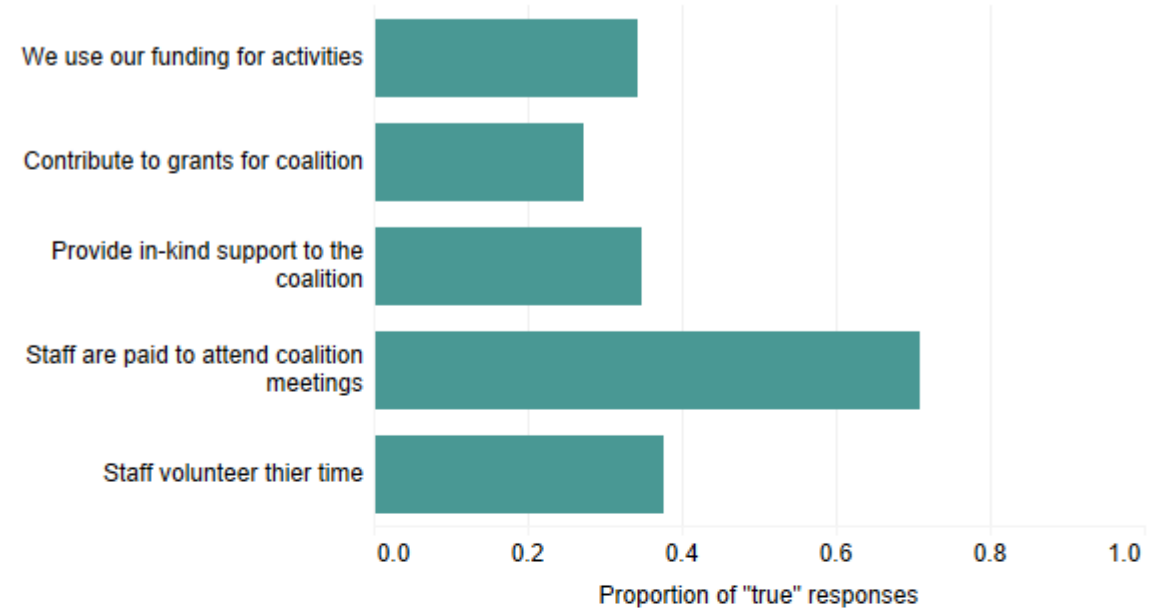
Our organization regularly shares referral and resource lists with the coalition



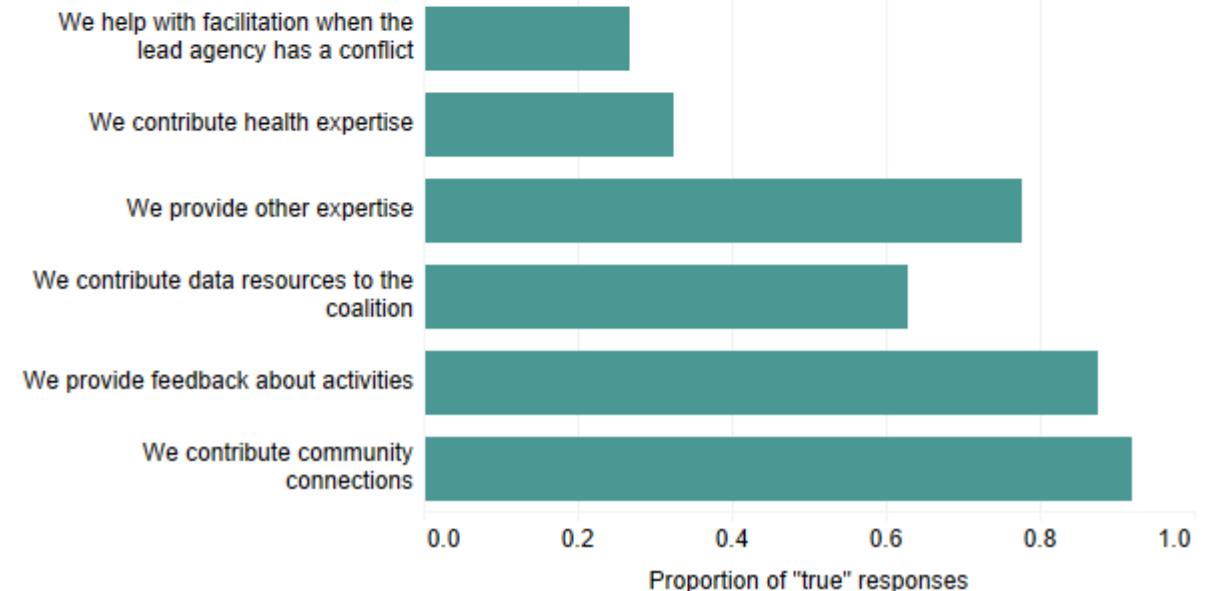
Contributions to the functioning of the coalition

- Member contributions tend to be expertise

Individual organizations' material contribution to the coalition



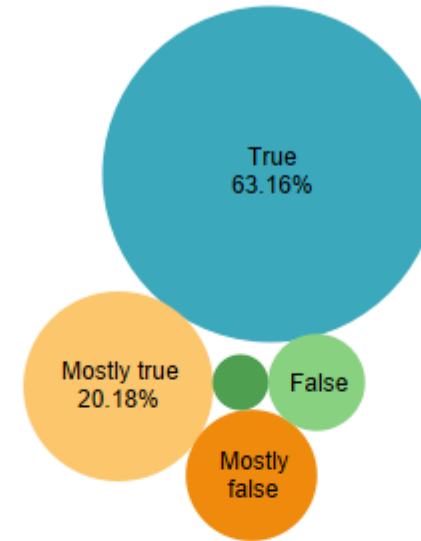
Individual organizations' expertise contribution to the coalition



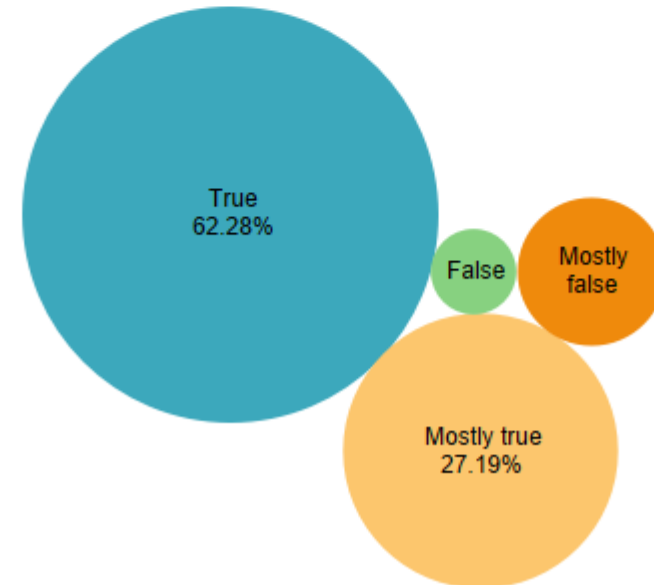
Diffusion & cooperation

- Members pass on information to families
- Members work with each other

We provide information to families in our organization that we receive from the coalition



We coordinate our activities with at least one other partner



Training on family involvement

- There has not been high take up of training
 - 19 orgs across 7 coalitions
- Diffusion of this training through the coalition is also low

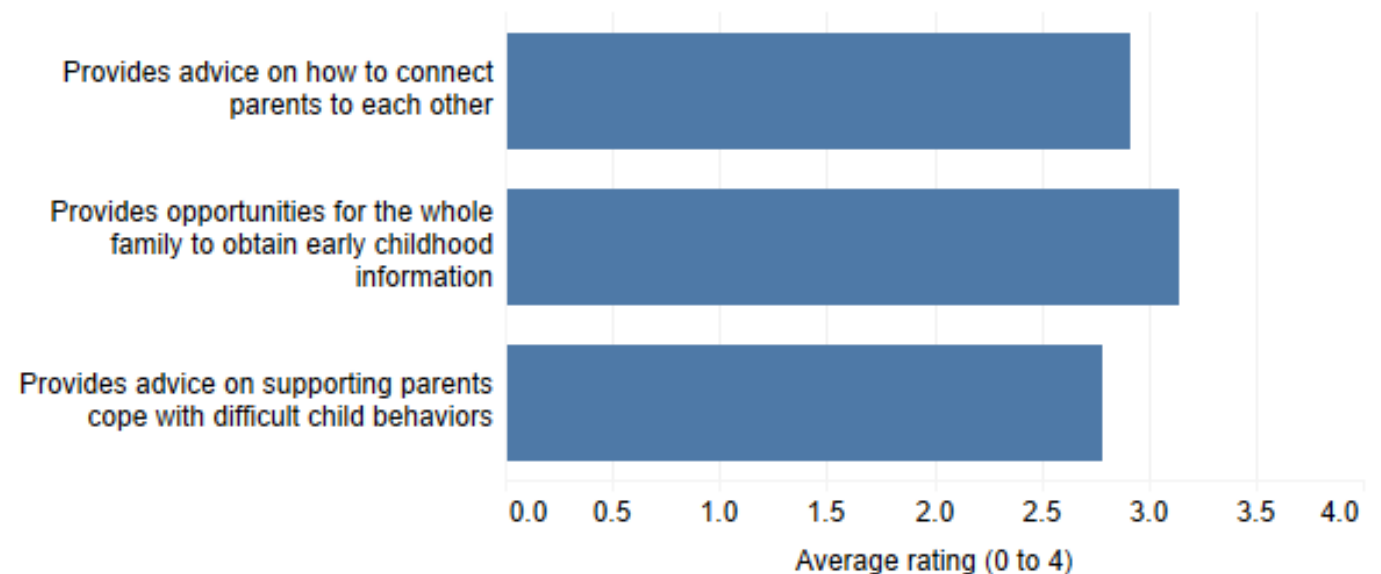
National Family Support Network, Standards of Quality

| | |
|--|-------|
| Attended training from the National Family Support Network | 19.00 |
| Several organizations did the training | 0.56 |
| Organizations attended trainings together | 0.44 |
| Learning from training was discussed in coalition meetings | 0.56 |
| Coalition members conducted working sessions together | 0.39 |

Family inclusive activities

- Great variation within coalitions about family focused activities
- Agreement on providing opportunities for the whole family

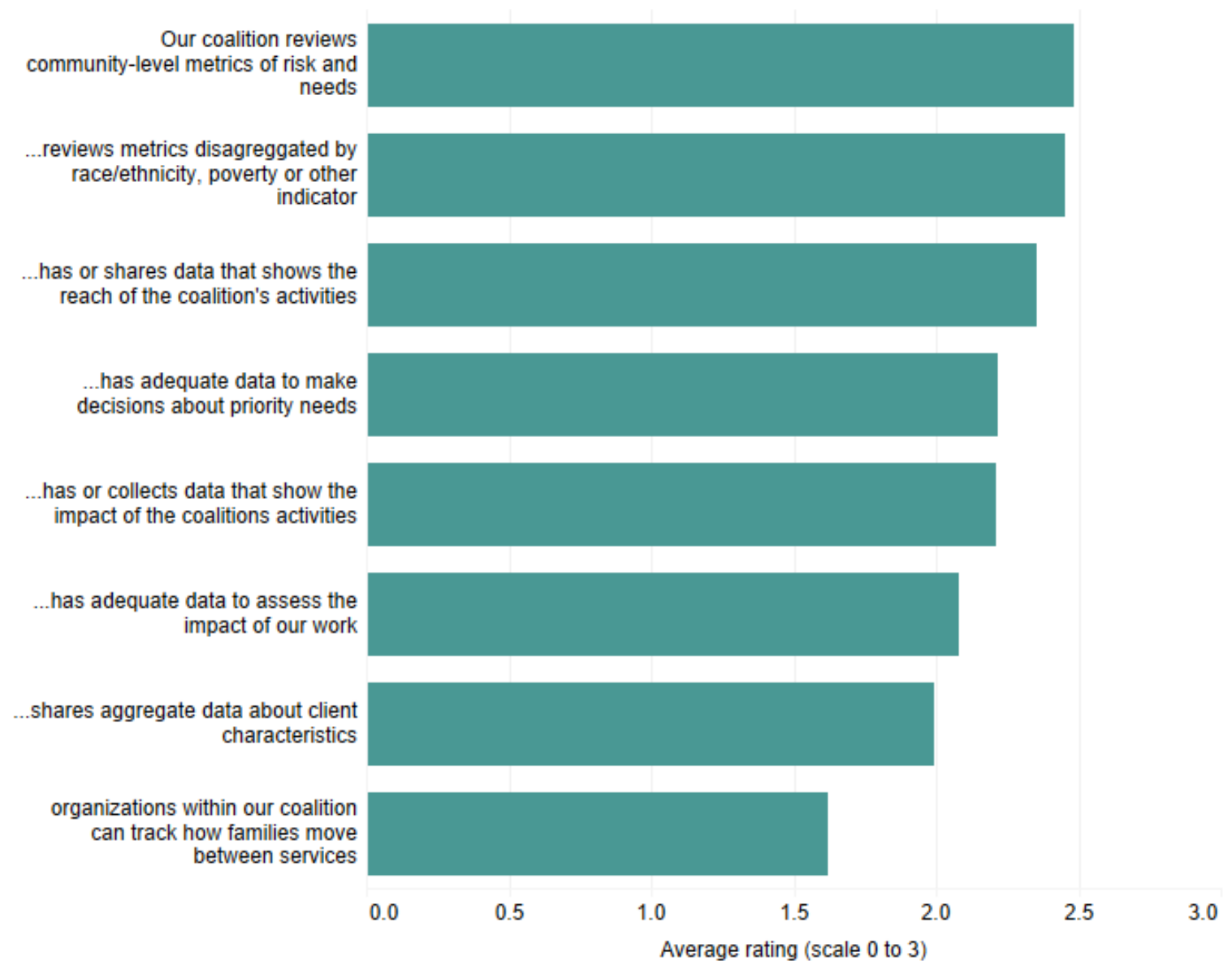
Family-centeredness of coalition activities



Common understanding through data

- Community level data use is common
- Less common: program & coalition data

Coalitions' use of data



Divergence from the evidence-base

Evidence

- Strong governance
- Disperse leadership
- Disperse resource contribution

EC Coalitions

- Little use of charters or by-laws
- Coalitions tend to be centrally driven with few who have leadership sharing
- Little material resource sharing, sharing focuses on expertise

Alignment with the evidence-base

Evidence

- Trust
- Shared understanding of data
- Organizational diversity of collaborators

EC Coalitions

- This was often cited as the strength of the coalition
- Coalitions share and review community data at a high rate
- While some felt they could expand membership, most had diverse membership

What would improve the coalitions? *(voice of members)*

- Technical assistance around developing the coalition
 - *Charter development*
 - *Leadership sharing*
- Increasing family voices
- Evaluation support
 - Understanding their data
 - Developing evaluation frameworks
- More investment from the members

What would improve the coalitions? *(our observations)*

- Technical assistance around innovation diffusion
- Joint funding that increases resource sharing

*“Development of interorganizational networks is 1 of the most promising ways to **attain resources, share knowledge**, and, in turn, improve population health outcomes.”*

- Bevc, Retrum, & Varda, 2015



Updates from TELC Members

Preschool Development Grant Birth through Five

Reagan Miller, Texas Workforce Commission

We look forward to our first strategic planning meeting on July 10.

| Date & Time | Topic | Meeting Details |
|------------------------|--|------------------------|
| June 30 | Present needs assessment findings on the early childhood workforce | Virtual, 2 hours |
| July 10 | Strategic planning meeting 1 | Virtual, half day |
| July 21 | Present needs assessment findings on early childhood coalitions | Virtual, 2 hours |
| August 16 | Strategic planning meeting 2 | In person*, 1 day |
| August 23 | Present needs assessment findings on families | Virtual, 2 hours |
| September 11 | Present needs assessment findings on data systems | Virtual, 2 hours |
| October 5 and 6 | Strategic planning meeting 3 | In person*, 2 days |

*will be held in Austin



Updates from TELC Members

Events

[Texas System of Care and Community Resource Collaboration Group Conference](#), July 25-26 (Austin)

[National Shared Services Conference](#), October 2-4 (Phoenix, AZ)

[Help Me Grow National Forum](#), October 11-13 (Ft. Worth) and October 17 (virtual)

[Partners in Prevention Conference](#), November 14-16 (Austin)

Adjourn



T E X A S
EARLY LEARNING
C O U N C I L

Next meeting:

August 16, 2023

8:30am – 4:30pm CT